



Making the Case: The Economic Impact of Naturalization on Immigrants and Cities

Wednesday, February 17, 2016



NYC





About the Initiative

Cities for Citizenship (C4C) is a major national initiative aimed at increasing citizenship among eligible U.S. permanent residents and encouraging cities across the country to invest in citizenship programs. C4C is chaired by New York City Mayor Bill de Blasio, Chicago Mayor Rahm Emanuel, and Los Angeles Mayor Eric Garcetti, with support from the Center for Popular Democracy and the National Partnership for New Americans. Citi Community Development is the Founding Corporate Partner.

Participating Cities:

Atlanta, GA · Baltimore, MD · Boston, MA · Chattanooga, TN · Chicago, IL ·
Denver, CO · Jersey City, NJ · Los Angeles, CA · Milwaukee, WI · Nashville,
TN · Miami-Dade County · New York, NY · Philadelphia, PA · Pittsburgh, PA
· Reading, PA · San Francisco, CA · San Jose, CA ·
Seattle, WA · Washington, DC

Presenters

- Nisha Agarwal, Commissioner, NYC Mayor's Office of Immigrant Affairs
- Eileen Auld, Director, New York Tri State Market, Citi Community Development
- Samuel Solomon, Deputy Director of Policy, NYC Mayor's Office of Immigrant Affairs
- Maria Rodriguez, Executive Director, Florida Immigrant Coalition (FLIC), and Board Member, National Partnership for New Americans (NPNA)
- *Moderators: Sarah Mesick, NPNA & Shena Elrington, CPD*

Introductory Remarks

Nisha Agarwal

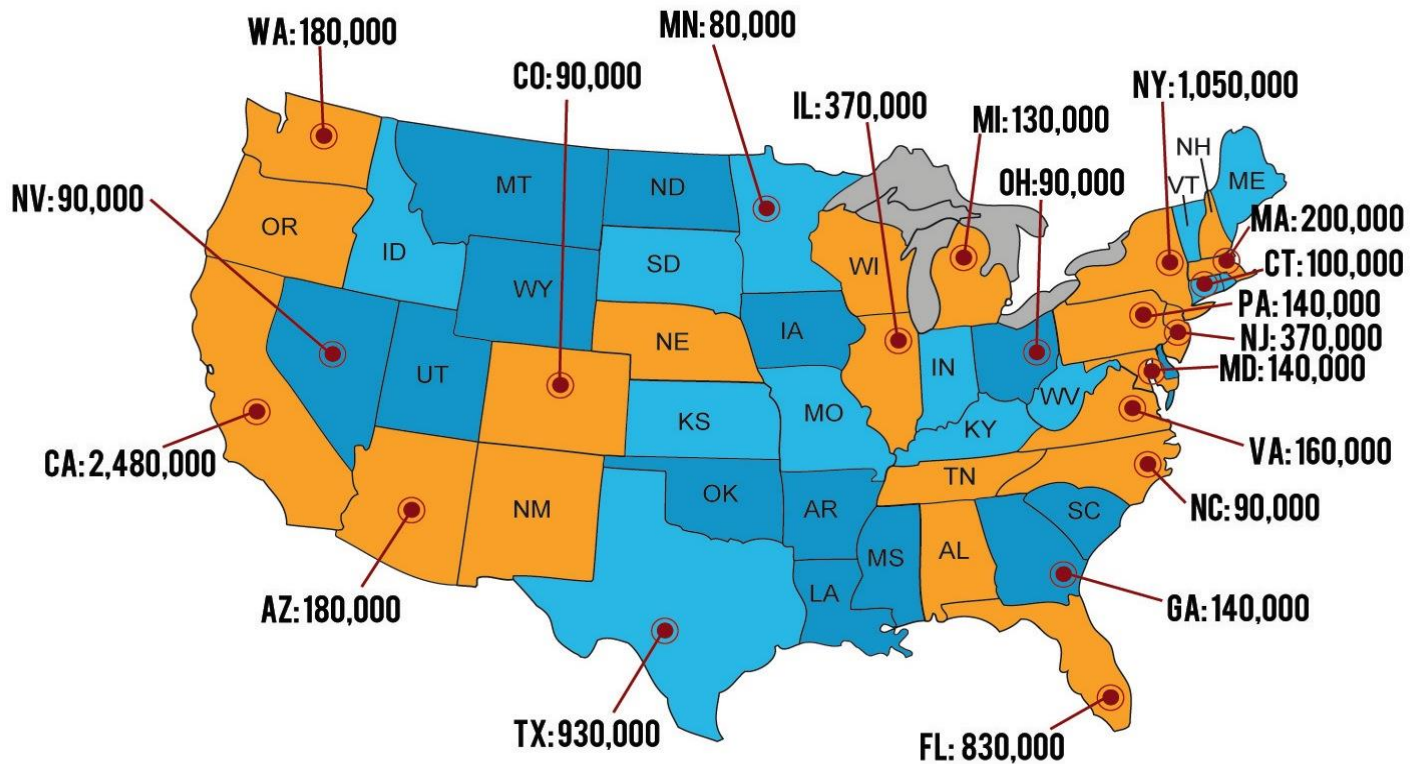
Commissioner, New York City Mayor's Office of Immigrant
Affairs

&

Eileen Auld

Director, NY Tri State Market, Citi Community Development

Where are the 8.8 million eligible LPRs who are eligible to naturalize?



Citizenship: A Wise Return on Investment



Key Report Findings & Implications

Sam Solomon

Deputy Director of Policy, New York City Mayor's Office of
Immigrant Affairs

Why conduct this research?

IMMIGRANTS AND IMMIGRATION



RESEARCH REPORT

The Economic Impact of Naturalization on Immigrants and Cities

Mario E. Enchautegui Linda Giannarelli

December 2015



Supported by



- Develop city perspective
- Diverse range of cities
- Control for self-selection
- New path of research on changes in public benefits utilization

Number of immigrants eligible to naturalize

	Percentage of foreign born in the total population	All foreign born	Naturalized citizens	Eligible to naturalize	Percentage of foreign born who are eligible to naturalize
Atlanta, GA	8	34,385	9,418	4,350	13
Baltimore, MD	8	44,830	15,867	8,975	20
Boston, MA	27	162,053	69,788	36,512	23
Chattanooga, TN	6	11,604	3,173	1,972	17
Chicago, IL	21	553,650	185,026	134,001	24
Dallas, TX	24	332,425	48,851	89,564	27
Denver, CO	16	106,487	25,008	27,411	26
Houston, TX	28	659,539	140,937	174,570	26
Jersey City, NJ	40	99,499	41,346	17,419	18
Los Angeles, CA	39	1,473,424	499,280	401,866	27
Miami, FL	58	238,133	93,038	64,110	27
Milwaukee, WI	10	56,247	15,023	11,278	20
Nashville, TN	12	73,279	21,700	14,393	20
New York, NY	38	3,076,216	1,571,331	646,691	21
Philadelphia, PA	13	189,335	91,711	38,873	21
Pittsburgh, PA	8	22,597	8,508	3,677	16
Reading, PA	12	19,806	6,029	3,442	17
San Francisco, CA	36	289,866	166,435	54,961	19
San Jose, CA	39	418,217	217,380	83,256	20
Seattle, WA	18	111,773	56,171	22,648	20
Washington, DC	15	86,130	28,162	23,561	27
All 21 cities	29	8,059,495	3,314,183	1,863,530	23
United States (2012)	13	40,738,224	13,300,000	8,770,000	22

Origins of the eligible-to-naturalize

	<u>First</u>	<u>Second</u>	<u>Third</u>
Atlanta, GA	Mexico	West Indies	Africa
Baltimore, MD	Africa	West Indies	Central America
Boston, MA	Dominican Republic	Haiti	China
Chattanooga, TN	Central America	India	Canada
Chicago, IL	Mexico	Poland	China
Dallas, TX	Mexico	El Salvador	Guatemala
Denver, CO	Mexico	Africa	Central America
Houston, TX	Mexico	El Salvador	Honduras
Jersey City, NJ	India	Africa	Philippines
Los Angeles, CA	Mexico	El Salvador	Guatemala
Miami, FL	Cuba	Nicaragua	Honduras
Milwaukee, WI	Mexico	Africa	Laos
Nashville, TN	Mexico	Africa	Central America
New York, NY	Dominican Republic	Mexico	China
Philadelphia, PA	West Indies	Africa	China
Pittsburgh, PA	Africa	Poland	India
Reading, PA	Dominican Republic	Mexico	Guatemala
San Jose, CA	Mexico	Vietnam	India
San Francisco, CA	China	Mexico	Philippines
Seattle, WA	Africa	China	Canada
Washington, DC	Central America	Mexico	Canada
All 21 cities	Mexico	Dominican Republic	El Salvador

Characteristics of the eligible-to-naturalize


	Two years of college or more	Limited English proficiency	Income at or under 150 percent of the federal poverty level
Atlanta, GA	48	17	38
Baltimore, MD	36	14	36
Boston, MA	24	35	32
Chattanooga, TN	32	29	33
Chicago, IL	21	41	35
Dallas, TX	10	47	37
Denver, CO	20	34	29
Houston, TX	15	45	36
Jersey City, NJ	41	22	28
Los Angeles, CA	18	43	36
Miami, FL	18	51	44
Milwaukee, WI	15	31	45
Nashville, TN	27	17	30
New York, NY	24	34	32
Philadelphia, PA	23	34	39
Pittsburgh, PA	54	14	33
Reading, PA	9	28	37
San Francisco, CA	37	33	22
San Jose, CA	32	32	21
Seattle, WA	49	20	20
Washington, DC	48	18	26
All 21 cities	23	37	33

Benefits of naturalization

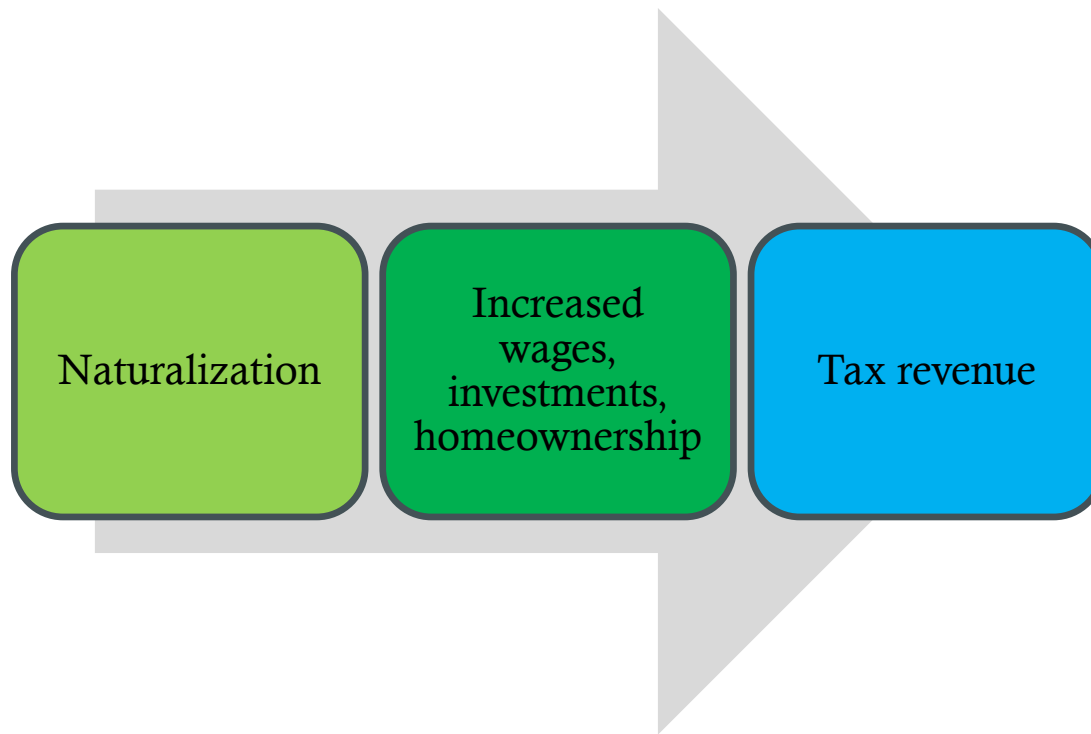
- Access to a broader range of employers
- Freedom to travel with U.S. passport
- Sense of permanency
- Right to vote and run for office
- Family immigration
- Effect on eligibility for benefits in only limited circumstances

Individual-level findings

(over 1 year)



Framework for city-level findings



City-level tax revenue effects

	If all eligible naturalize	If 60% of those eligible naturalize	If 25% of those eligible naturalize
Atlanta, GA	7.02	4.21	1.76
Baltimore, MD	9.32	5.59	2.33
Boston, MA	41.07	24.64	10.27
Chattanooga, TN	1.89	1.13	0.47
Chicago, IL	151.59	90.96	37.90
Dallas, TX	75.52	45.31	18.88
Denver, CO	20.77	12.46	5.19
Houston, TX	155.03	93.02	38.76
Jersey City, NJ	25.51	15.30	6.38
Los Angeles, CA	364.48	218.69	91.12
Miami, FL	40.80	24.48	10.20
Milwaukee, WI	9.08	5.45	2.27
Nashville, TN	15.29	9.17	3.82
New York, NY	789.00	473.40	197.25
Philadelphia, PA	37.10	22.26	9.28
Pittsburgh, PA	5.81	3.48	1.45
Reading, PA	2.28	1.37	0.57
San Francisco, CA	90.13	52.19	21.75
San Jose, CA	123.13	73.88	30.78
Seattle, WA	29.72	17.83	7.43
Washington, DC	39.37	23.62	9.84
All 21 cities	2,030.77	1,218.46	507.69

*Income and
payroll taxes
only*

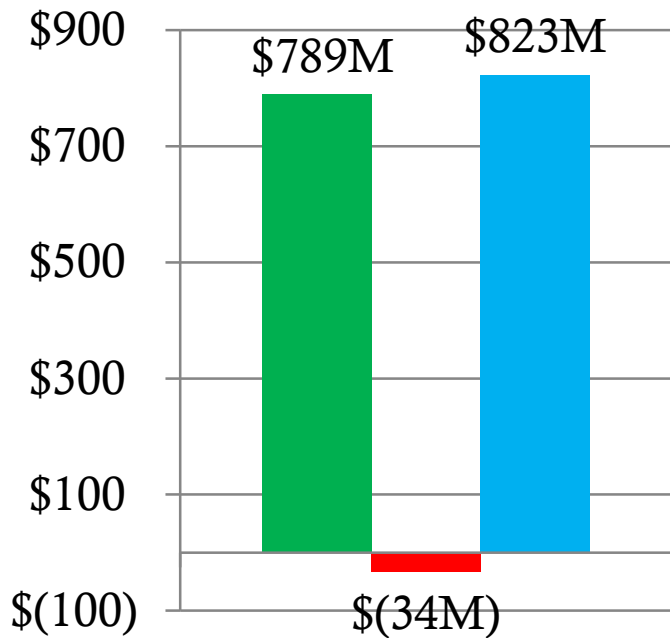
\$ in millions

Public benefits utilization

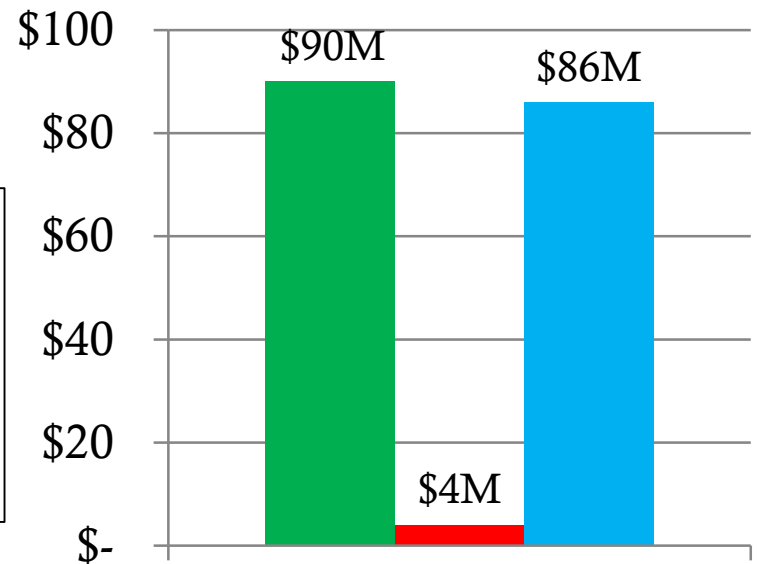
- Child care subsidies
- Temporary Assistance for Needy Families (TANF)
- Special Supplemental Nutrition Program for Women, Infants, and Children (WIC)
- Supplemental Nutrition Assistance Program (SNAP)
- Housing assistance
- Low Income Home Energy Assistance Program (LIHEAP)
- Supplemental Security Income (SSI)

Net fiscal impact on cities

New York City
600,000+ eligible



San Francisco
50,000+ eligible



\$ in millions

Conclusions

- Naturalization is a powerful **antipoverty and economic development** intervention and an untapped source of tax revenue for governments.
- Naturalization is unlikely to be a drain on **government benefits**
- Naturalization promotes **homeownership**
- The potential for a return on investment is great
- Further research can help shape effective city-based efforts to encourage and facilitate naturalization, such as:
 - public education
 - English classes
 - fee assistance and financial empowerment
 - legal services

Naturalization Work in the Field

Maria Rodriguez

Executive Director, Florida Immigrant Coalition

Board Member, National Partnership for New Americans

Naturalization Work in the Field

- National Partnership for New Americans is national partnership representing the collective power and resources of the country's 37 largest regional immigrant rights organizations in 31 states
- Moving the research into action on the ground through a national coordination of naturalization workshops and trainings
- Approximately 8.8 million legal permanent residents eligible to become U.S. Citizens **TODAY**
 - 650,000 – 750,000 become U.S. Citizens per year
 - Significant increase in naturalization during election years

Naturalization Work in the Field

- Coordinated national effort with over 150 naturalization workshops and trainings in 22 states between now and June of 2016
 - Citizenship workshops, training volunteers, screening for naturalization and communicating benefits of naturalization across the country
- Florida's Naturalization Efforts
 - Mega Naturalization Clinic - Saturday, March 19th at Marlins Stadium, Miami, FL
 - Miami Dade County - C4C's first county to come on board with support from Citi Community Development
 - Miami-Dade County: 493,000+ eligible to naturalize - \$40M+ in city level tax revenue and over 1 Million increase in earnings in Miami alone

Naturalization Work in the Field

Engage with Cities for Citizenship and the naturalization work on the ground!

- Become a part of Cities for Citizenship
 - Visit the Cities for Citizenship (C4C) website to learn more and email cities4citizenship@populardemocracy.org
- Connect to the naturalization work on the ground
 - Visit the Cities for Citizenship (C4C) website to learn more and email Sarah Mesick of NPNA at sarah@partnershipfornewamericans.org

QUESTIONS?



Source: Los Angeles Public Library Blog, <http://www.lapl.org/collections-resources/blogs/lapl/urban-libraries-council-recognizes-los-angeles-public-library-top>

Resources

- The Economic Impact of Naturalization on Immigrants and Cities, *available at*
<http://www.urban.org/sites/default/files/alfresco/publication-pdfs/2000549-The-Economic-Impact-of-Naturalization-on-Immigrants-and-Cities.pdf>

Thank you!



Atlanta, GA · Baltimore, MD · Boston, MA · Chattanooga, TN ·
Chicago, IL · Denver, CO · Los Angeles, CA · Nashville, TN · New
York, NY · Milwaukee, WI · Philadelphia, PA · Pittsburgh, PA ·
Reading, PA · San Francisco, CA ·
Seattle, WA · Washington, DC

www.citiesforcitizenship.org

For more information contact cities4citizenship@populardemocracy.org



AFL-CIO
AMERICA'S UNIONS

